

# THE NEW WORLD OF NONCREDIT

October 6, 2017

## The Past, Present, and Future of Noncredit Education in California Community Colleges

CALIFORNIA COMMUNITY COLLEGE NONCREDIT OFFERINGS  
2017

Presenters:  
President Carlos O. Turner Cortez, Ph.D.  
Dean Michelle Fischthal, M.A.

*Prepared by: SDCE Office of  
Institutional Effectiveness*

*November 2017*

SAN DIEGO  
CONTINUING  
EDUCATION



# Agenda

- History of California Noncredit Education
- Noncredit Offerings Survey/Findings Highlights
- Recommendations (Breakout)
- Questions and Closing

# The California Community College System and Noncredit History

# Timeline of Noncredit Education 1850 – 1980s

- Birth of adult education in California – 1850s
- Establishment of localized community college and K-12 districts both offering adult education – 1910s
- Federal intervention into adult education = Golden Age Of Adult Education – 1960s
- Development of a two-tiered credit/noncredit funding model – 1980s

# Noncredit Categories 2006

- Elementary and secondary basic skills [CDCP]
- English as a second language [CDCP]
- Immigrant education (which includes citizenship and workforce preparation) [CDCP]
- Parenting
- Short-term career technical education [CDCP]
- Older adult programs (designed for residents over 55 years of age)
- Programs for adults with disabilities
- Health and safety
- Home economics



# Noncredit Funding and Equalization

1978

**Proposition 13**  
**Behr Commission**

- **Disparate** funding is established
- Community College **noncredit reimbursements were reduced** and categories for state support revised

2006

**Senate Bill**  
**361**

- **Enhances funding for CDCP noncredit courses**
- FTES rates:
  - Credit: \$4,367
  - **CDCP enhanced noncredit: \$3,092**
  - Other noncredit: \$2,626

2014

**Senate Bill**  
**860**

- **Equalizes CDCP noncredit and credit FTES funding**
- FTES rates:
  - **credit and CDCP noncredit: \$5,004**
  - Other noncredit: \$3,009
- **FTES formulas remain unaligned:**
  - Credit → census date
  - **Noncredit → attendance hours**

# Platinum Age of Adult Education

- Student Success and Support Program (SSSP)
- Student Equity (SE)
- Adult Education Block Grant (AEBG)/consortia with K-12 adult schools
- Strong Workforce
- CCCCO recognition of professional development for noncredit

# California Community College Noncredit Offerings Survey



# Survey Methodology



## California Community Colleges Noncredit Offering Survey

Purpose

Data Collection

Population

Current Offerings & Programming

Current Operational Processes

Planned Offerings & Processes

# 2017 Changes

## California Community Colleges Noncredit Offering Survey



### Noncredit FTES Size

8 Large ( $\geq 2,000$  FTES)

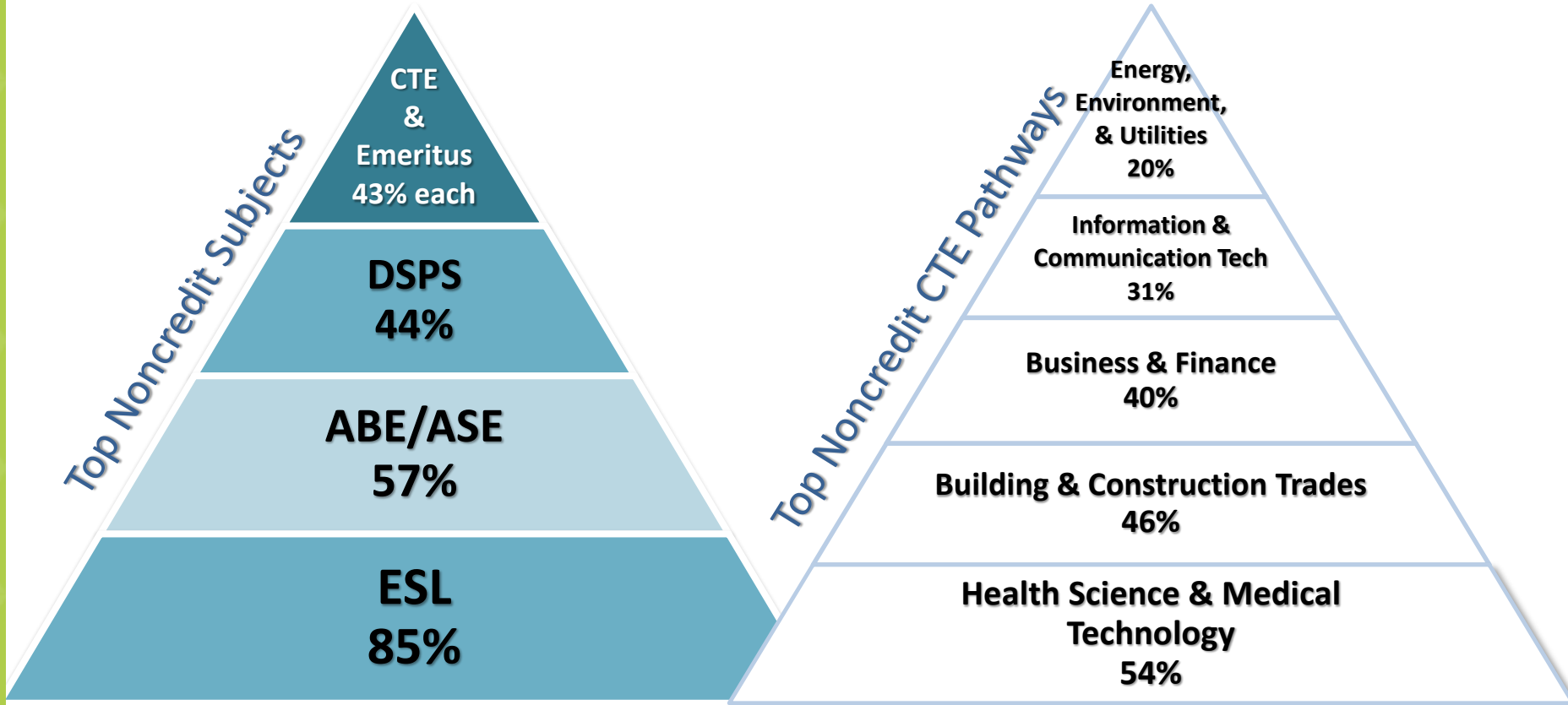
38 Medium ( $\geq 200$  to  $< 2,000$  FTES)

36 Small ( $< 200$  FTES)

# Current Offerings and Programming

## Top Offerings for Noncredit

71% of institutions offer free **noncredit** courses



# Current Offerings and Programming

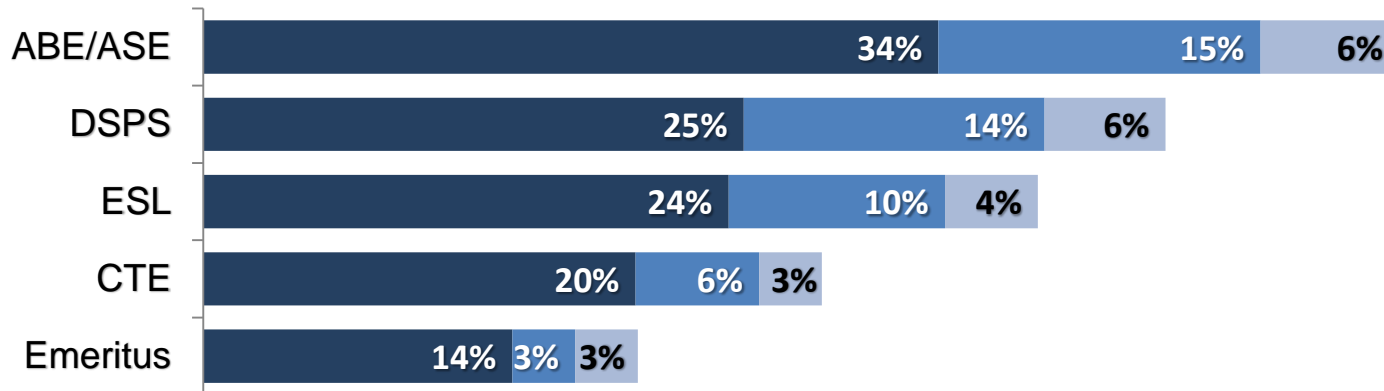
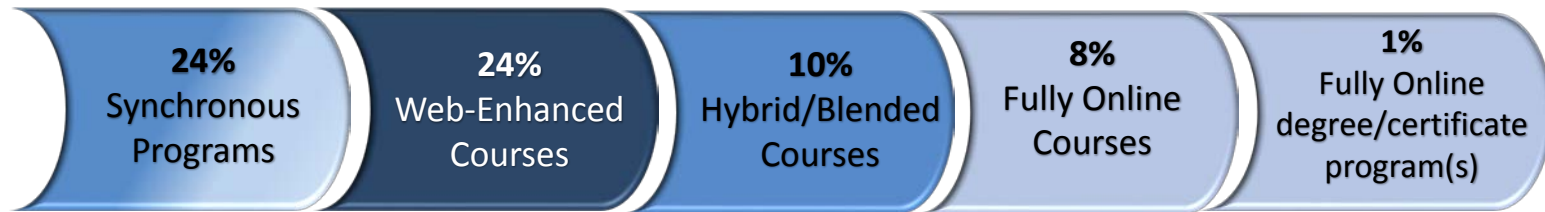
## Distance Education

41% of institutions with noncredit offer some form of noncredit distance education

50% large

45% medium

36% small

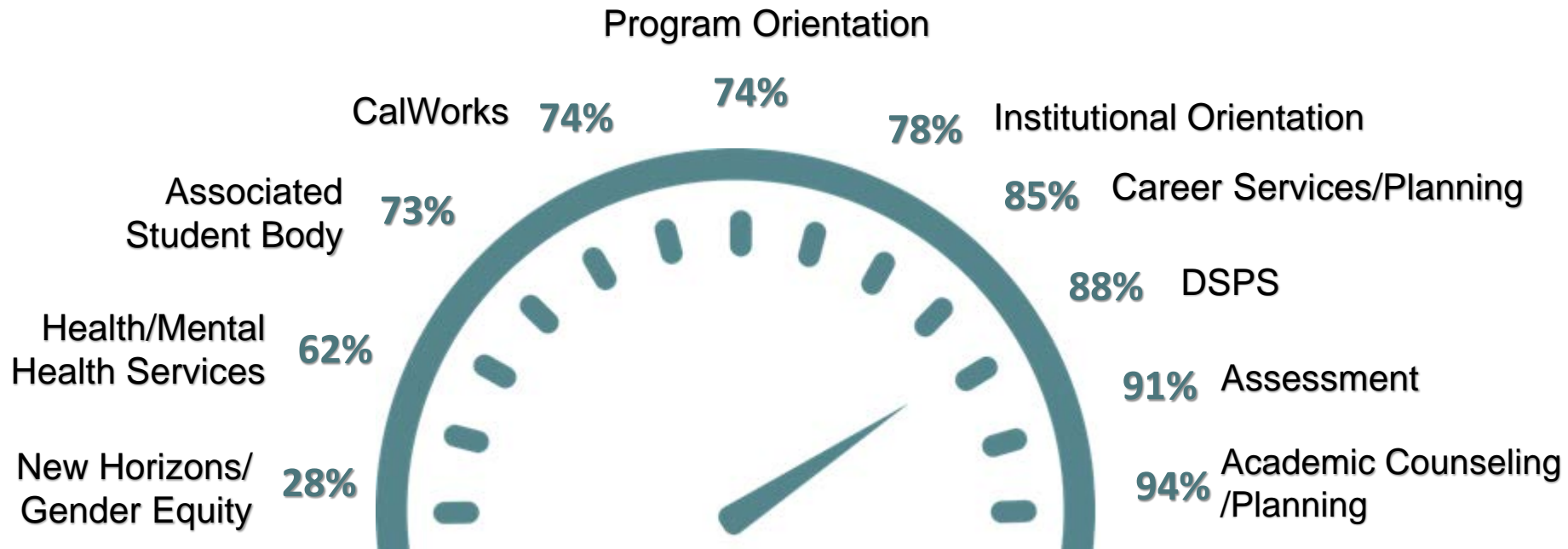


■ Web-Enhanced ■ Hybrid/Blended ■ Fully Online

# Current Offerings and Programming

## Student Support Services

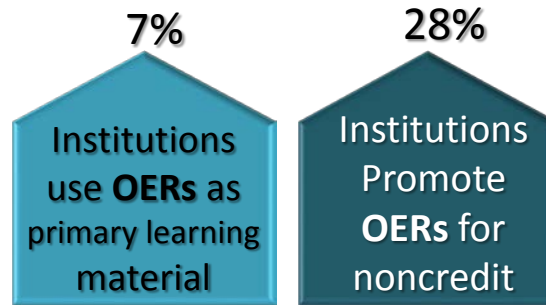
98% of institutions with noncredit offer some form of **student support services** to noncredit students.



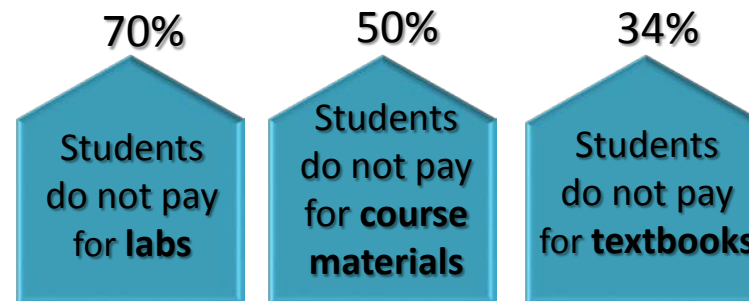


# Current Operational Processes

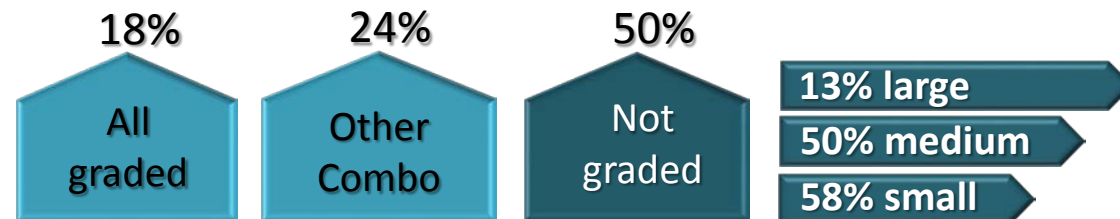
## OERs



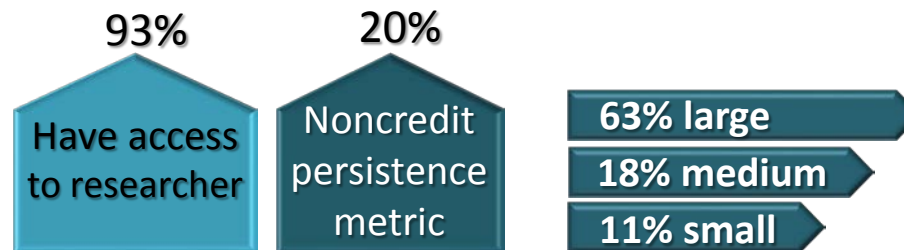
## Student Costs



## Grading



## Research Capacity



# Current Operational Processes

## Funding

55% receive SSSP funding for noncredit

100% large

68% medium

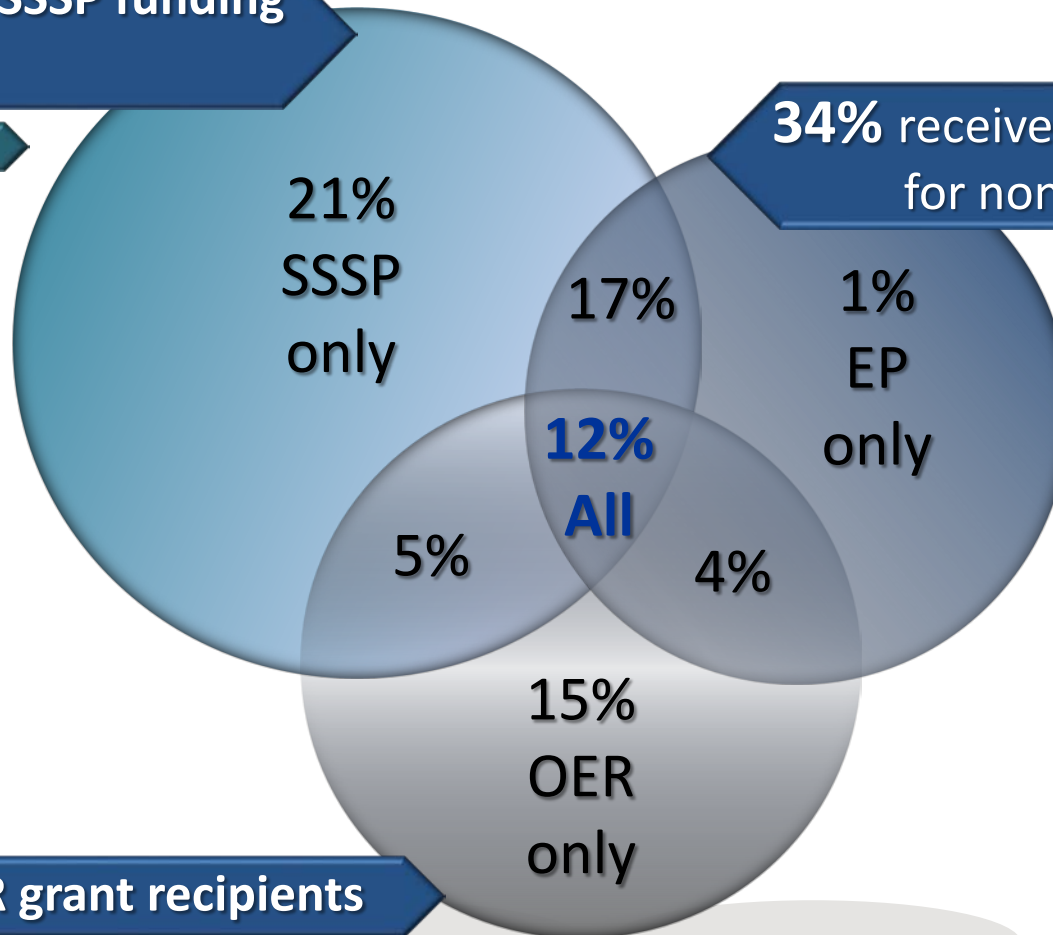
31% small

34% receive Equity Plan funding for noncredit

75% large

34% medium

25% small



35% are OER grant recipients

## Certificate Development

**72%** of institutions with **noncredit DSPS** have interest in developing CDCP certificates for **students with disabilities**.

100% large

67% medium

70% small

**66%** of institutions with **noncredit Emeritus** have interest in developing CDCP certificates for **older adults**.

75% large

56% medium

73% small



# Planned Offerings and Processes

## Projected Growth

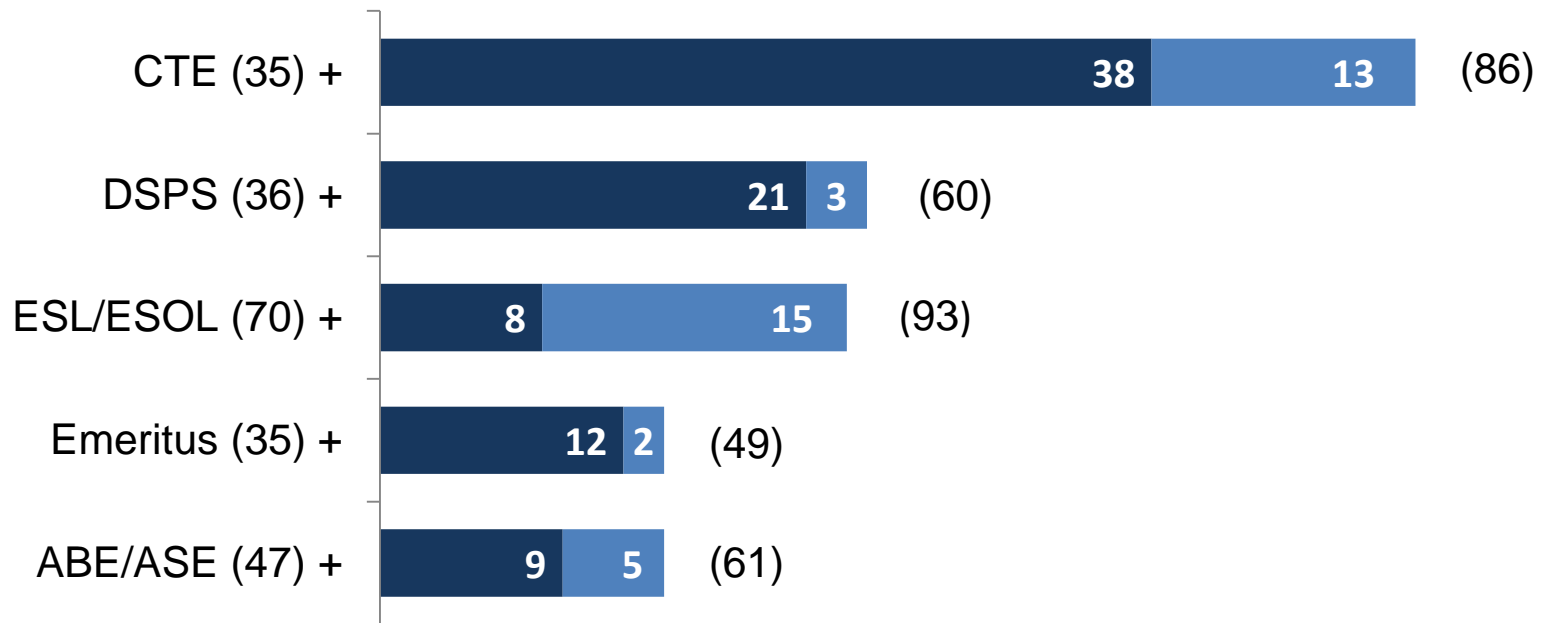
82 Institutions with noncredit offerings

+19 credit only institutions to introduce noncredit offerings

### Projected noncredit increase

*63% of institutions with noncredit plan expansion*

*58% of credit only to offer noncredit*



■ Noncredit institutions

■ Credit Only Institutions

# End of Findings

Report Recommendations will  
be presented in  
Breakout Session 1




# Recommendations for the Future of Noncredit

- ✓ An Authentic Commitment to Equity and Social Justice
- ✓ Modernize Noncredit Curriculum and Instruction
- ✓ Strengthen noncredit student services
- ✓ Marry noncredit adult education to workforce development
- ✓ Champion and cherish noncredit faculty
- ✓ Provide system support for institutional effectiveness

# Recommendations for the Future of Noncredit Research

- ✓ Periodically review and refine ccc offerings survey and data
- ✓ Explore additional avenues of noncredit research statewide
- ✓ Provide more support for data systems and noncredit research

# Thank You



<http://www.sdce.edu/organization/institutional-effectiveness>