

CAREER TECHNICAL EDUCATION OUTCOMES SURVEY

SDCCE STUDENT LEAVERS 2017 - 2020

Prepared by:
SDCE Office of Planning, Research,
and Institutional Effectiveness

February 2021



ABOUT THE CTEOS



CTE Employment Outcomes Survey (CTEOS)

Statewide Study

Managed by Santa Rosa Junior College; supported CTE stakeholders and Institutional Research Offices across the state

Assess employment outcomes of students who have participated in career technical education (CTE) coursework

WHO TAKES THIS SURVEY?



Completers

Students who enrolled and received a CTE award in the cohort year and have no valid CTE enrollment the next year

15% of population
20% of respondents



Skills Builders

Non-completers that either attended 48 hours of CTE classes during the cohort year or received a course award, and have no valid CTE enrollment the next year

85% of population
80% of respondents

DATA AVAILABLE

Survey Year	Cohort Year	Cohort Size	Responses
2017	2014/15	C: 515 SB: 10,443	C: 216 SB: 2,543
2018	2015/16	C: 1,262 SB: 5,158	C: 439 SB: 1,306
2019	2016/17	C: 1,145 SB: 2,673	C: 405 SB: 756
2020	2017/18	C: 741 SB: 2,571	C: 199 SB: 528
Total		C: 3,663 SB: 20,845	C: 1,259 SB: 5,133

* C – Completers, SB – Skills Builders

TODAY'S DATA



Skills Builders

Non-completers that either attended 48 hours of CTE classes during the cohort year or received a course award, and have no valid CTE enrollment the next year

85% of population
15% of respondents

Survey Year	Cohort Year	Cohort Size	Responses
2017 to 2020	2014/15 to 2017/18	20,845	5,133

FROM THE SURVEY

It appears that you are not taking as many classes at our college as you have in the past. Please tell us why. Mark all that apply.




- My goals were met
- I completed the program
- Didn't have enough time for classes
- I got a job
- My job changed
- Relocation
- Classes I needed were not available
- Family or personal reasons
- Transferred to another school
- Financial reasons
- I stopped attending for a while but then I returned
- Other, please explain _____

ADVICE FOR DATA ANALYSIS #1

TRANSFERABILITY




ADVICE FOR DATA ANALYSIS #2



WHY DO STUDENTS LEAVE SDCCE?

WHY DO STUDENTS LEAVE SDCCE?

TOP FOUR REASONS



38%

**Career-related
reasons**



36%

**Personal
reasons**



30%

**Job-related
reasons**



15%

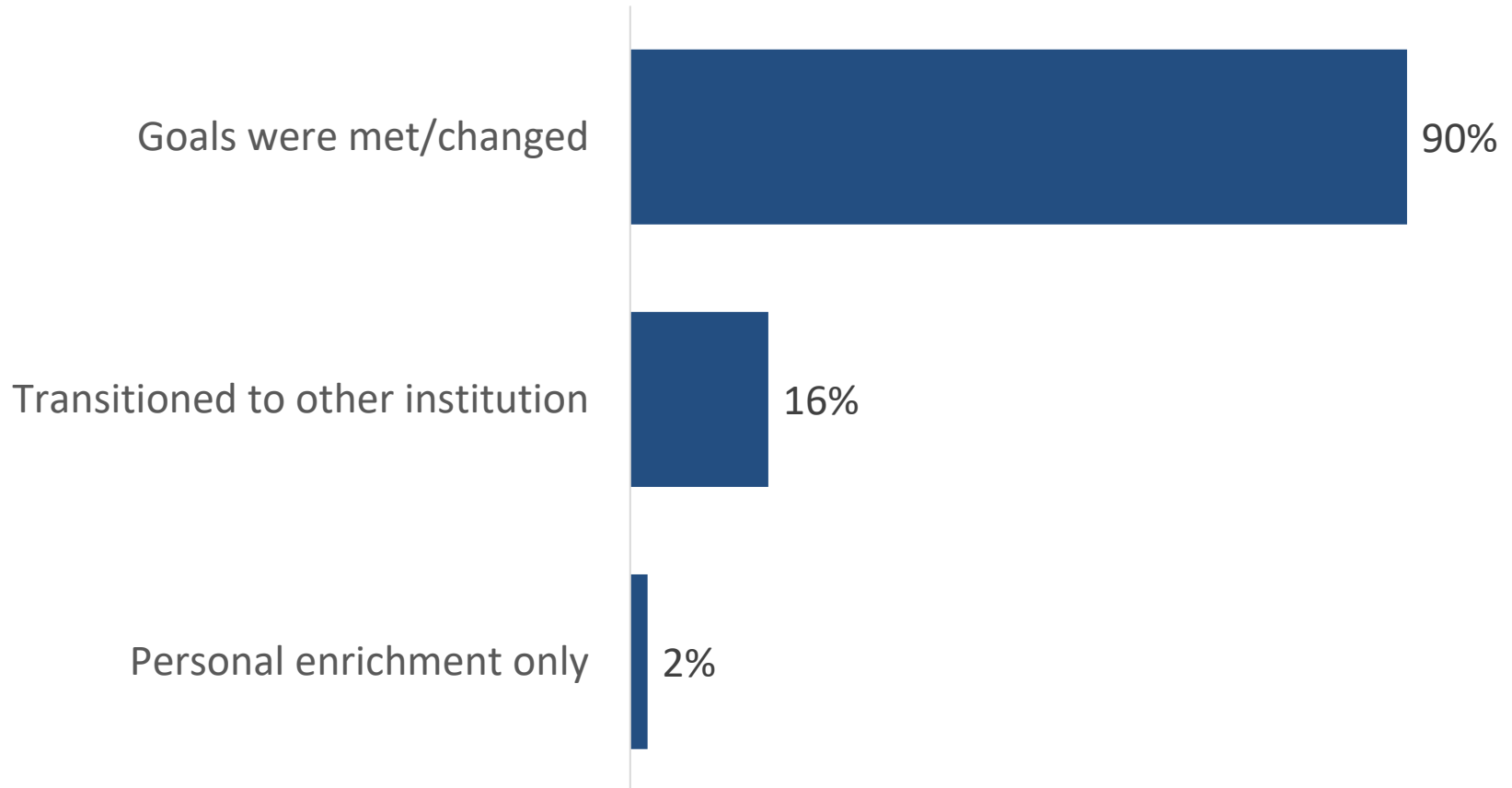
**School-related
reasons**

45% of the students provided more than one reason

Note: Respondents may have selected more than one option; therefore, total may be higher than 100 percent.
Source: CTEO Survey, Santa Rosa College, Raw Dataset for 2017, 2018, 2019, and 2020.

CAREER-RELATED REASONS

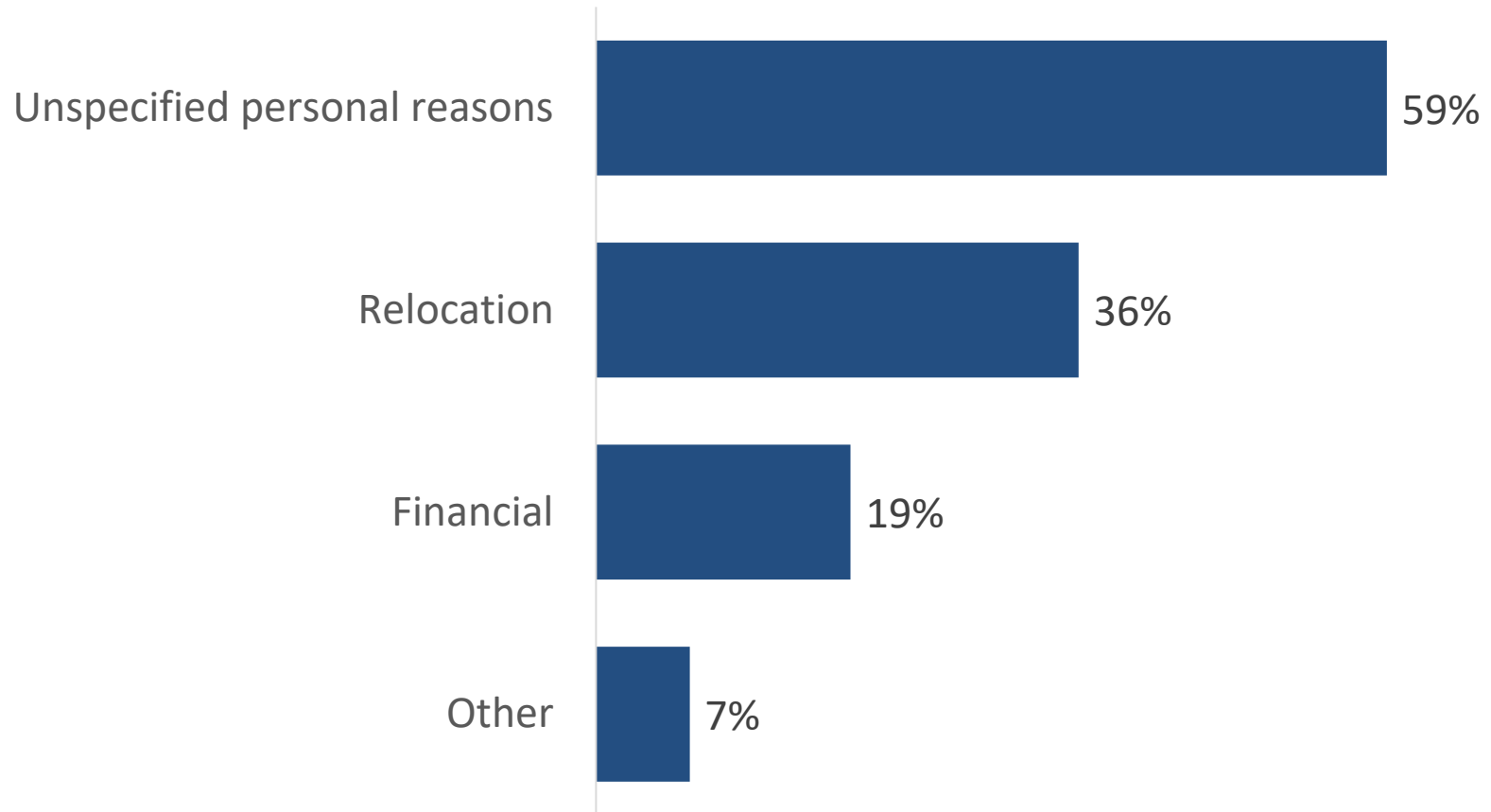
A CLOSER LOOK



Note: Respondents may have selected more than one option; therefore, total may be higher than 100 percent.
Source: CTEO Survey, Santa Rosa College, Raw Dataset for 2017, 2018, 2019, and 2020.

PERSONAL REASONS

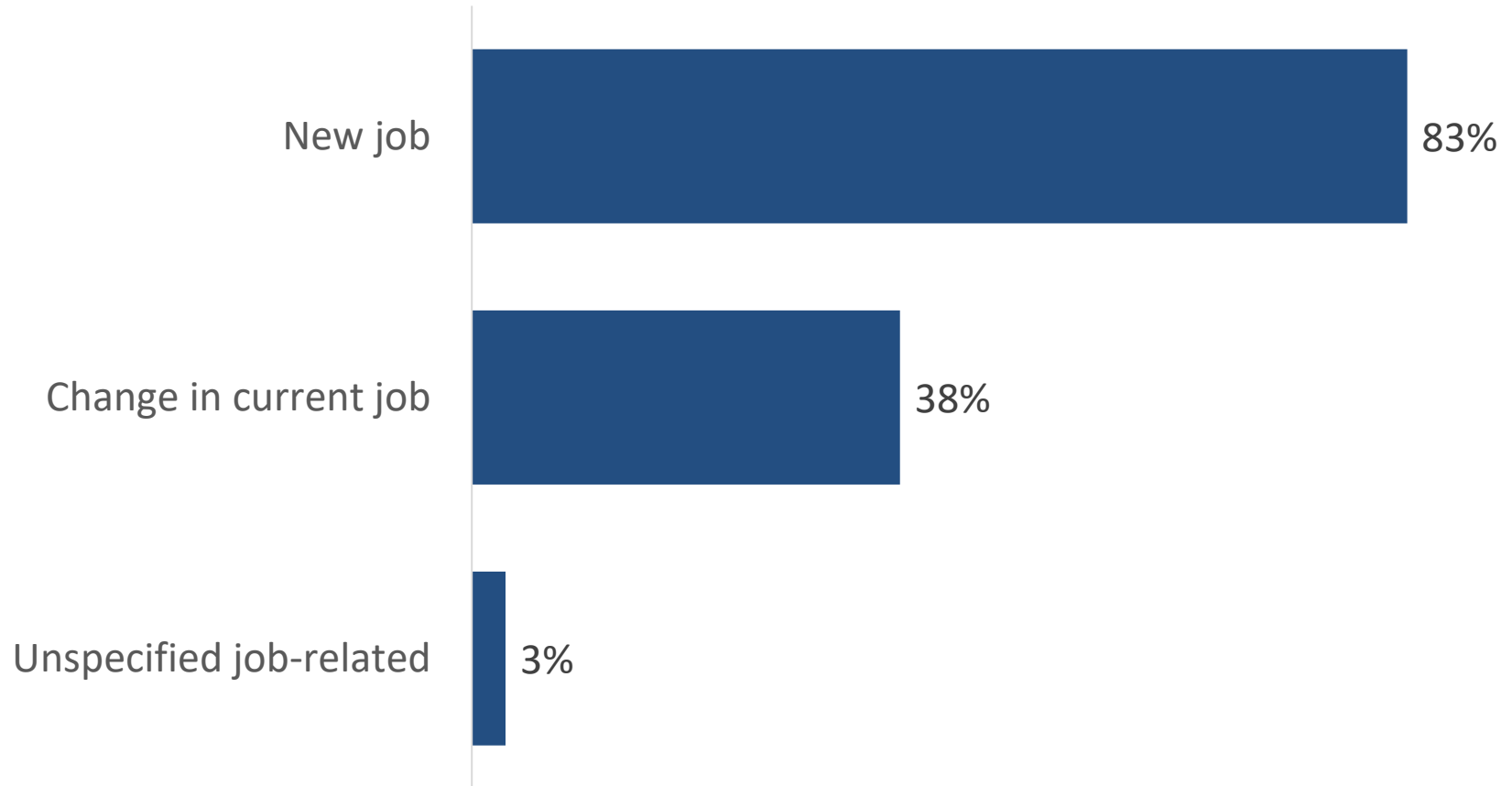
A CLOSER LOOK



Note: Respondents may have selected more than one option; therefore, total may be higher than 100 percent.
Source: CTEO Survey, Santa Rosa College, Raw Dataset for 2017, 2018, 2019, and 2020.

JOB-RELATED REASONS

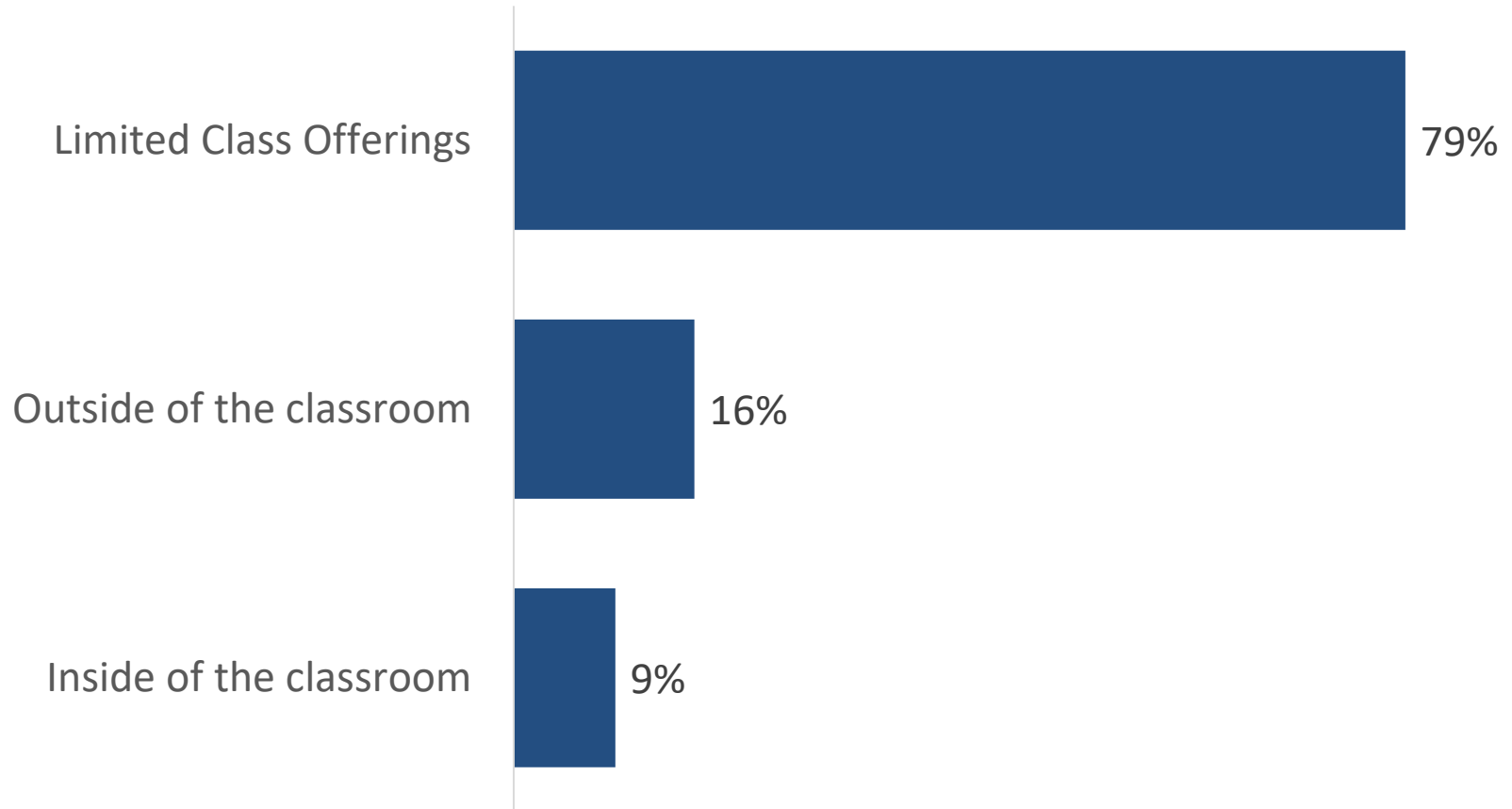
A CLOSER LOOK



Note: Respondents may have selected more than one option; therefore, total may be higher than 100 percent.
Source: CTEO Survey, Santa Rosa College, Raw Dataset for 2017, 2018, 2019, and 2020.

SCHOOL-RELATED REASONS

A CLOSER LOOK



Note: Respondents may have selected more than one option; therefore, total may be higher than 100 percent.
Source: CTEO Survey, Santa Rosa College, Raw Dataset for 2017, 2018, 2019, and 2020.

STUDENTS' SATISFACTION



Career-related reasons



Job-related reasons



Personal reasons



School-related reasons

Satisfied / Very satisfied

95%

94%

91%

78%

Dissatisfied / Very Dissatisfied

2%

2%

3%

10%

Source: CTEO Survey, Santa Rosa College, Raw Dataset for 2017, 2018, 2019, and 2020.

THOUGHTS?