



# Enrollment Monitoring Survey

## Fall 2022 Results

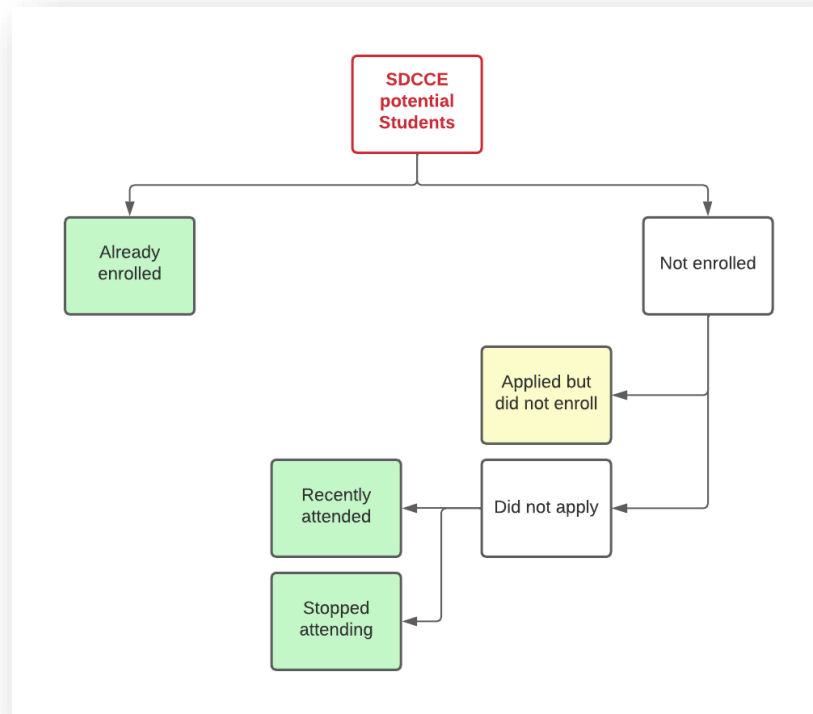
Prepared by the Office of  
Planning, Research, and Institutional Effectiveness (PRIE), SDCCE



# About the Survey

# About the Survey

In late August 2022, PRIE launched the Fall 2022 Enrollment Monitoring Survey to gain situational awareness regarding enrollment plans among students, particularly those who had already enrolled for Fall 2022 classes or attended SDCCE classes recently<sup>1</sup>. More than 2,000 students participated in this survey.



<sup>1</sup> Within the last year.



# About the Survey

This survey was programmed in two languages, English and Spanish. One thousand eight hundred seventy-five students participated using the English version and 337 using the Spanish one.

2. Which of the following options best reflects your enrollment plans at SDCCE this fall (starting September 6th)?

- I plan to attend classes at SDCCE this fall
- I am not sure about attending classes at SDCCE this fall
- I have decided not to attend classes at

**1,875**  
responses

2. ¿Cuál de las siguientes opciones refleja mejor tus actuales planes escolares actuales? (a partir del 6 de septiembre)

- Planeo asistir a clases en SDCCE este otoño
- No estoy seguro acerca de asistir a clases en SDCCE este otoño
- He decidido no asistir a clases en SDCCE este otoño

**337**  
responses

ANT.

SIG.

Note. Numbers include complete and incomplete responses.

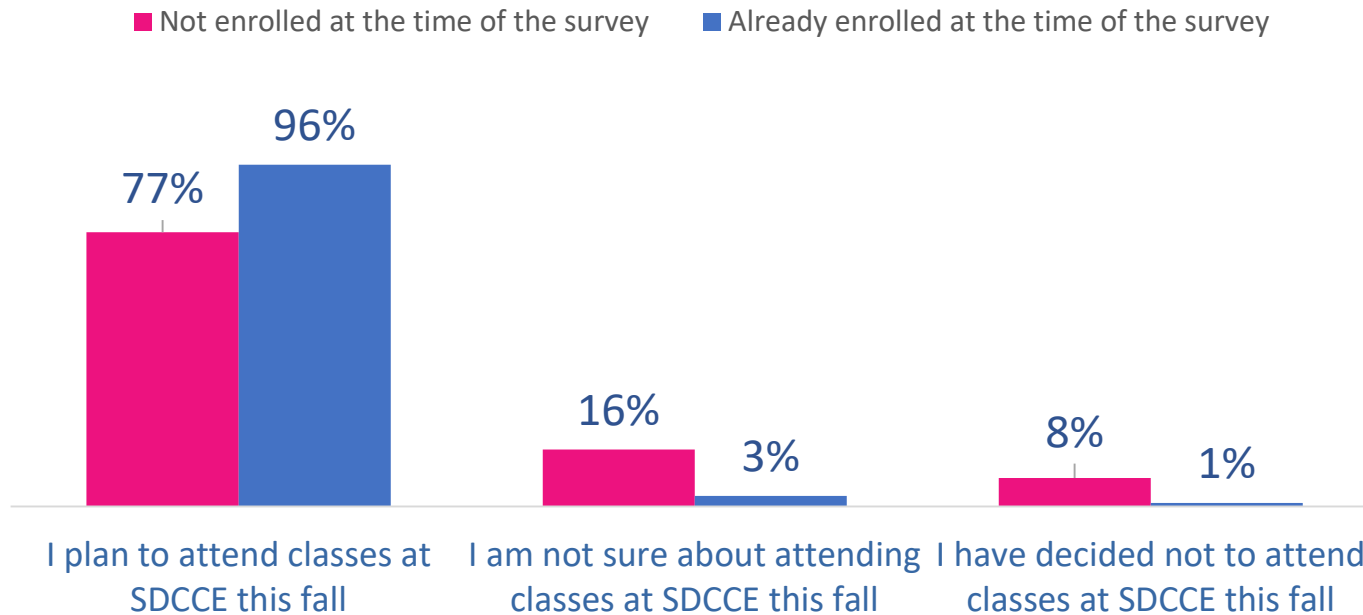




# Results

# Enrollment Plans

*Which of the following options best reflects your current enrollment plans?*



Source: Fall 2022 Enrollment Monitoring Survey.

Percentages are calculated using valid responses only. Percentages may not total 100% due to rounding error.

Total number of respondents: Already enrolled – 1,454; Not enrolled - 748

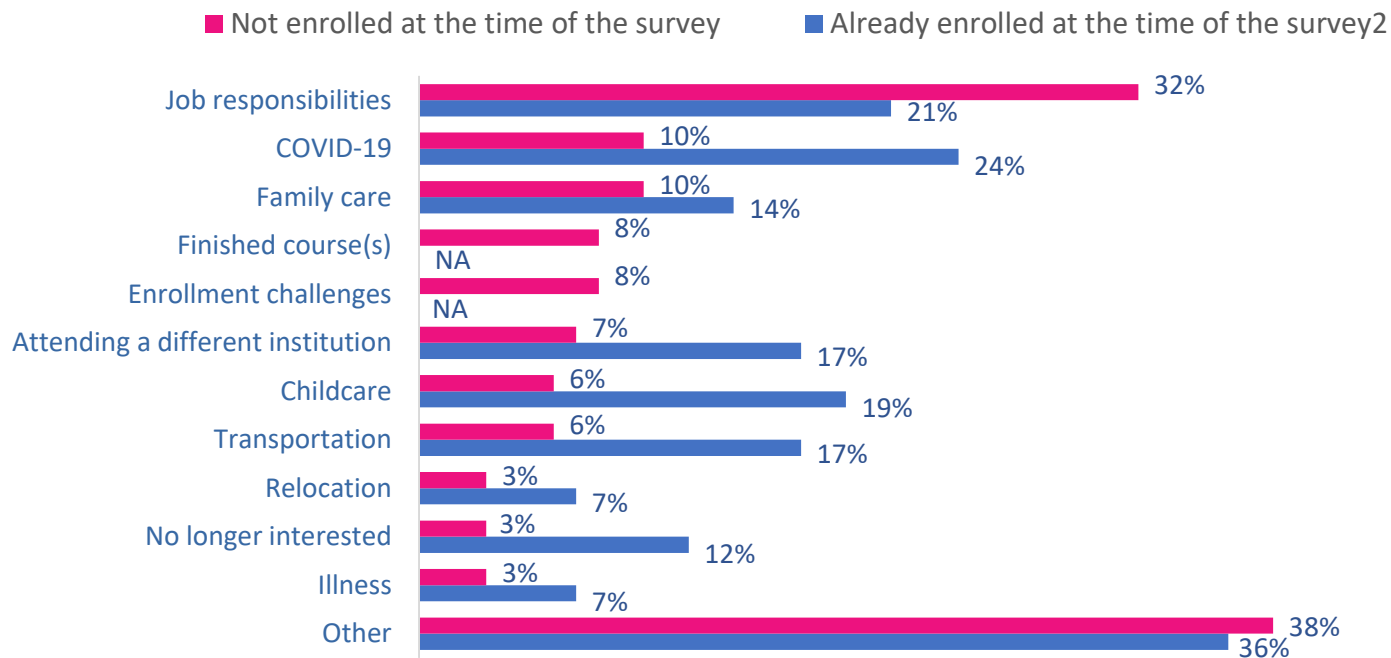
Number of valid responses: Already enrolled – 1,454; Not enrolled - 748



# Reasons Behind Not Enrolling

Among those not enrolling + unsure

*What are the reasons for this decision? (select all that apply)*



Source: Fall 2022 Enrollment Monitoring Survey.

Percentages are calculated using valid responses only. Respondents may have selected more than one option.

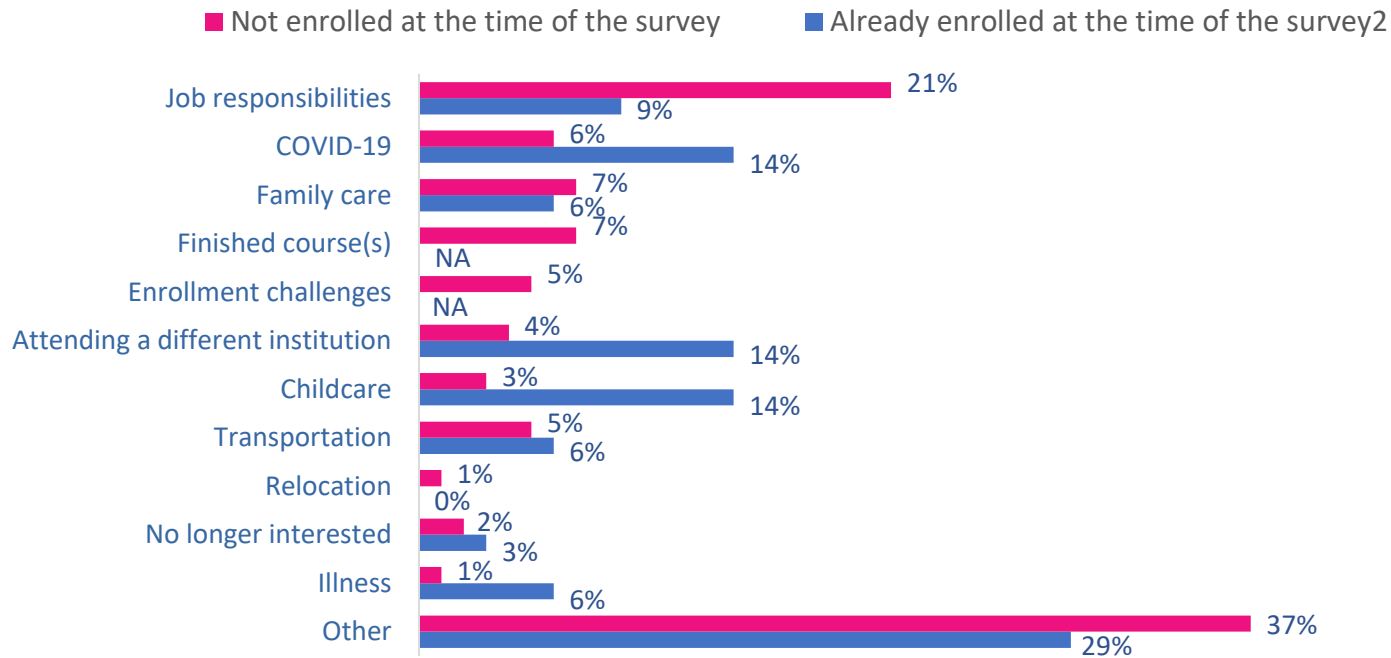
Total number of respondents: Already enrolled – 1,454; Not enrolled - 748

Number of valid responses: Already enrolled – 42; Not enrolled - 146



# Reasons Behind Not Enrolling

Among those not enrolling + unsure  
*What is your top reason for this decision?*



Source: Fall 2022 Enrollment Monitoring Survey.  
 Percentages are calculated using valid responses only. Percentages may not total 100 due to rounding error.  
 Total number of respondents: Already enrolled – 1,454; Not enrolled - 748  
 Number of valid responses: Already enrolled – 35; Not enrolled - 137



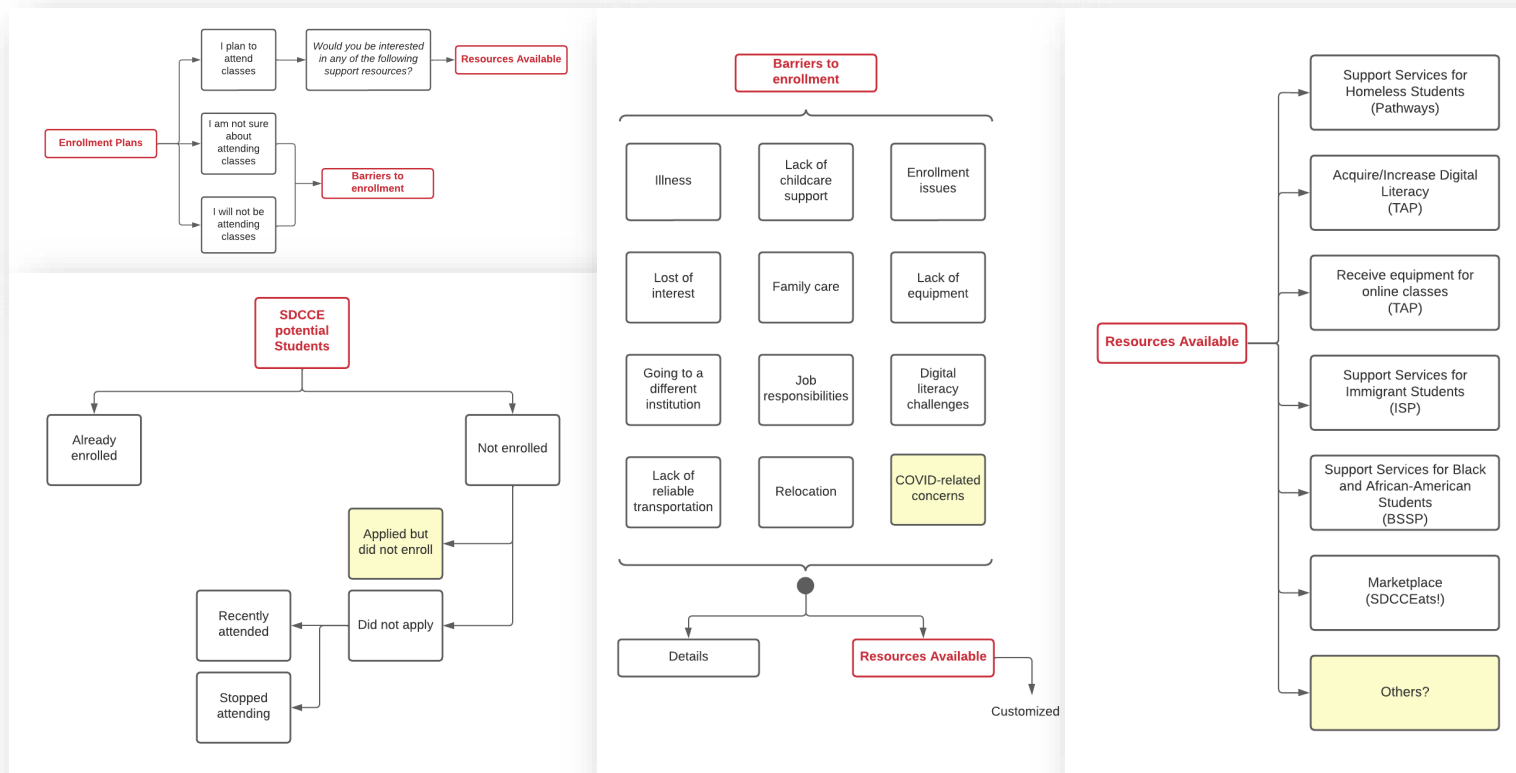






# Next Steps

# Next Steps

Throughout Fall 2022, the offices of PRIE, ISO and SS will assess the feasibility of using this survey, not only as a data collection instrument, but as a tool to support students to overcome different barriers to enrollment.





**Visit our website for more research reports:**  
<https://sdcce.edu/organization/institutional-effectiveness/institutional-research>