

SAN DIEGO COLLEGE OF
CONTINUING EDUCATION

FORWARD *Together*

2023 Real College Survey

Prepared by the Office of Planning, Research, and Institutional
Effectiveness
January 2024



Objectives

- Review and discuss trends observed in the data collected
- Review deliverables produced
- Identify topics of interest for leadership
- Agree on next steps, including communication plan

Source: 2023 SDCCE Real College Survey

Percentages are calculated using valid responses only. Percentages may not total 100% due to rounding error.

Total number of respondents: 1,752 - Number of valid responses: 1,752



SAN DIEGO COLLEGE OF
CONTINUING EDUCATION

FORWARD *together*

Survey Responses

- 1,752 complete responses
 - Out of 15,369 students enrolled in Spring 2023
 - 11% participation rate
 - All responses from currently enrolled students

Source: 2023 SDCCE Real College Survey

Percentages are calculated using valid responses only. Percentages may not total 100% due to rounding error.

Total number of respondents: 1,752 - Number of valid responses: 1,752



SAN DIEGO COLLEGE OF
CONTINUING EDUCATION

FORWARD *Together*

Methodological Consideration

- When using an online survey, students who may not have reliable internet access may be excluded from the data, meaning their experiences and answers go unaccounted for.
- Self-selection Bias Methodological Limitation: Survey participants voluntarily participated in this survey rather than being randomly assigned; thus, there **will** be differences between the estimates produced by this survey using the sample collected and the actual parameters of the population.

Source: 2023 SDCCE Real College Survey

Percentages are calculated using valid responses only. Percentages may not total 100% due to rounding error.

Total number of respondents: 1,752 - Number of valid responses: 1,752

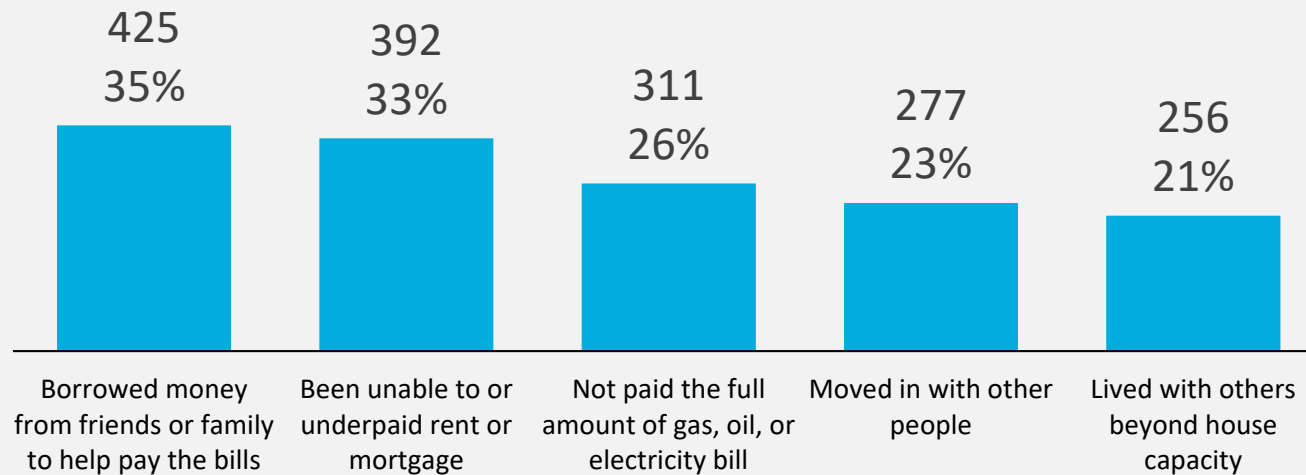


SAN DIEGO COLLEGE OF
CONTINUING EDUCATION

FORWARD *Together*

Financial Hardships

In the past 12 months have you:



Source: 2023 Real College Survey

Percentages are calculated using valid responses only. Respondents may have selected more than one option; percentages will not total 100%.

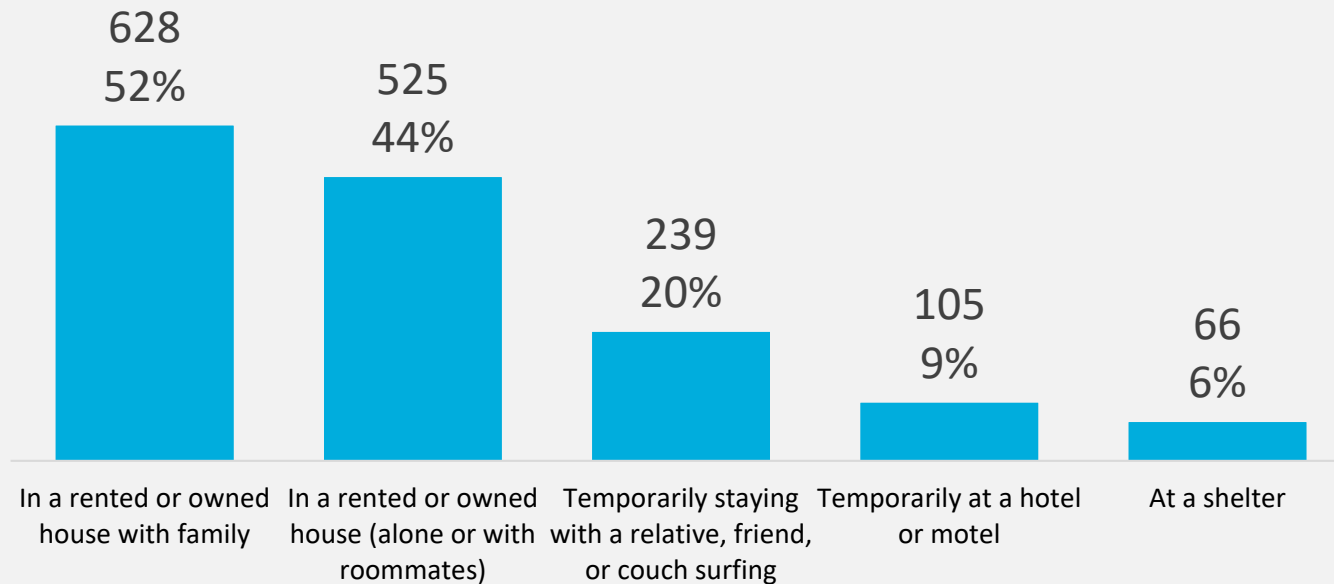
Total number of respondents: 1,752 - Number of valid responses: 1,752

SAN DIEGO COLLEGE OF
CONTINUING EDUCATION

FORWARD *Together*

Housing Situation

In the past 12 months have you slept in any of the following places?



Source: 2023 Real College Survey

Percentages are calculated using valid responses only. Respondents may have selected more than one option; percentages will not total 100%.

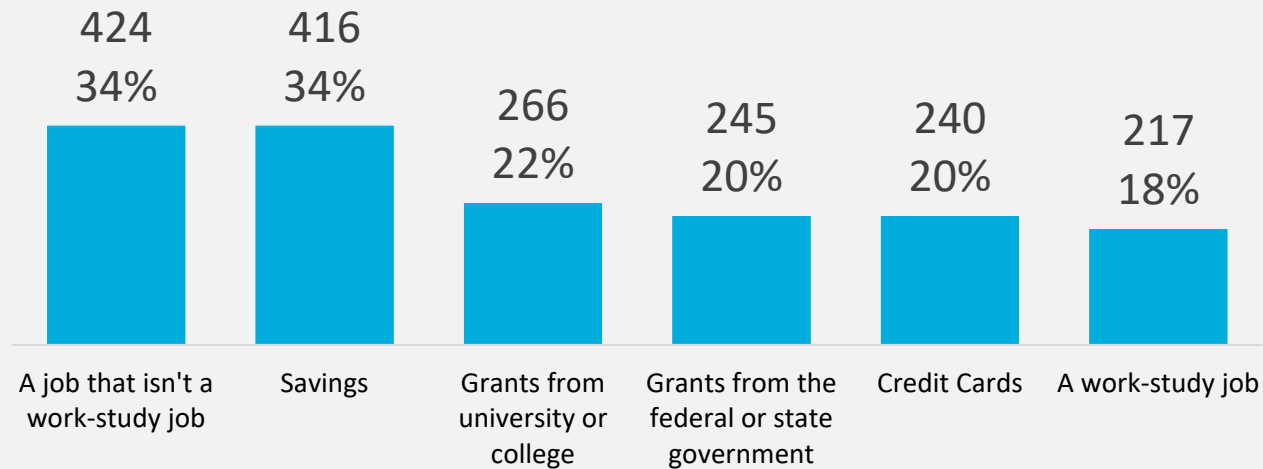
Total number of respondents: 1,752 - Number of valid responses: 1,752

SAN DIEGO COLLEGE OF
CONTINUING EDUCATION

FORWARD *Together*

Paying for College

Do you use the following ways to pay for the expenses associated with attending college?



Source: 2023 Real College Survey

Percentages are calculated using valid responses only. Respondents may have selected more than one option; percentages will not total 100%.

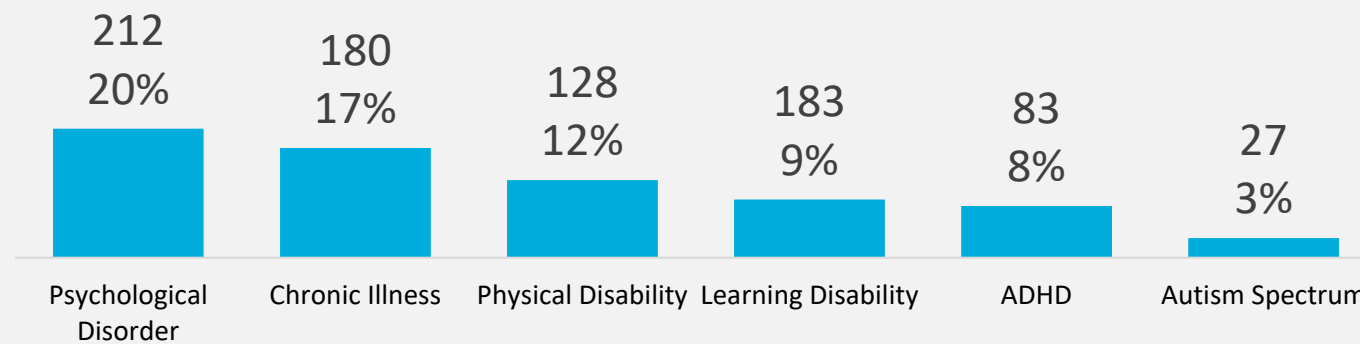
Total number of respondents: 1,752 - Number of valid responses: 1,752

SAN DIEGO COLLEGE OF
CONTINUING EDUCATION

FORWARD *Together*

Disabilities

Do you have any of the following disabilities or medical Conditions? (Mark Yes or No for each item)



Source: 2023 Real College Survey

Percentages are calculated using valid responses only. Respondents may have selected more than one option; percentages will not total 100%.

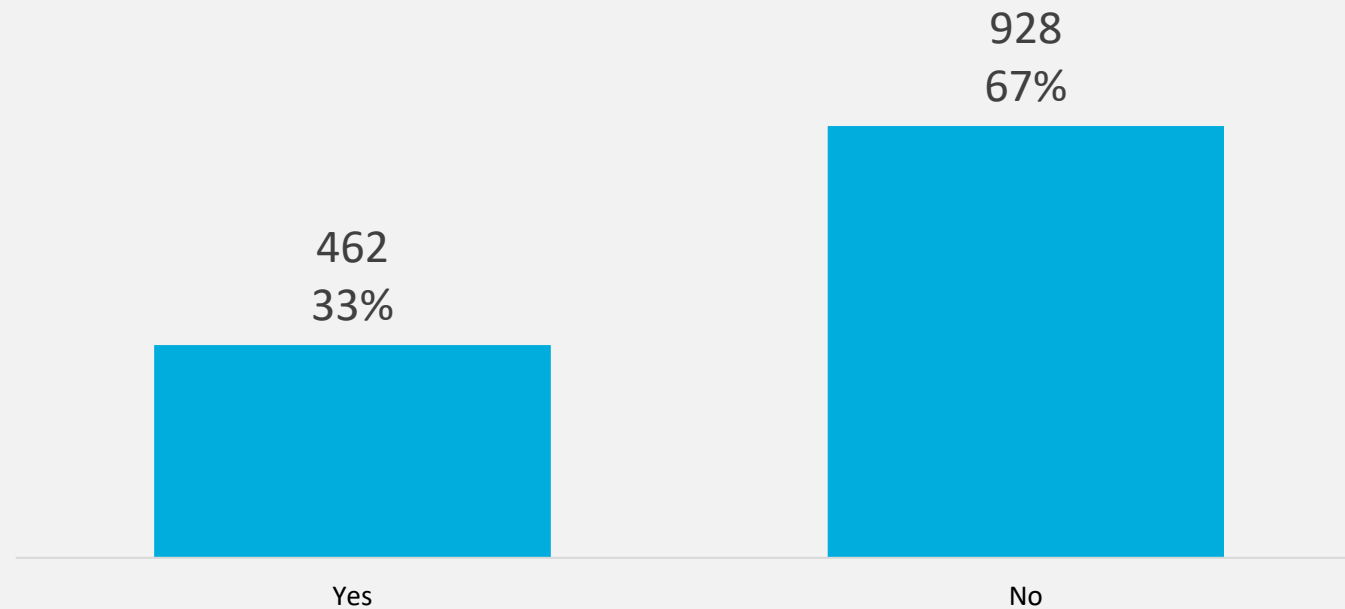
Total number of respondents: 1,752 - Number of valid responses: 1,752

SAN DIEGO COLLEGE OF
CONTINUING EDUCATION

FORWARD *together*

Job Seeking

In the last 30 days have you been looking for work?



Source: 2023 Real College Survey

Percentages are calculated using valid responses only. Respondents may have selected more than one option; percentages will not total 100%.

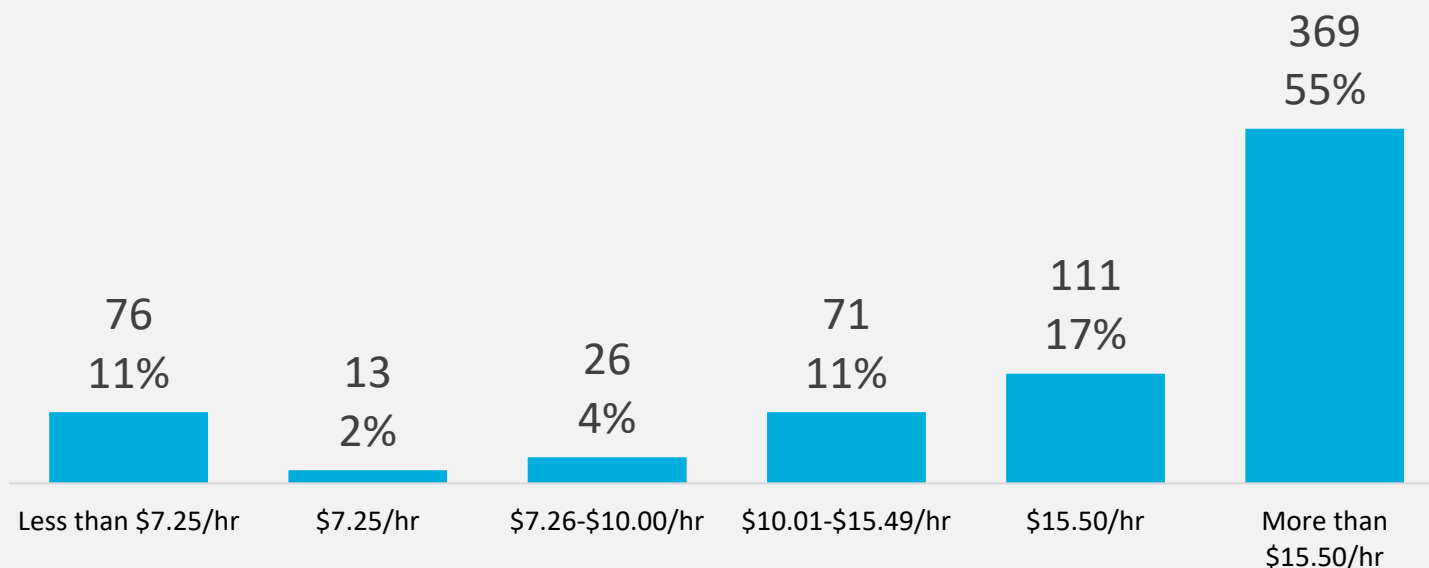
Total number of respondents: 1,752 - Number of valid responses: 1,752

SAN DIEGO COLLEGE OF
CONTINUING EDUCATION

FORWARD *Together*

Wages

Thinking about all of your jobs, on average, about how much do you earn an hour?



Source: 2023 Real College Survey

Percentages are calculated using valid responses only. Respondents may have selected more than one option; percentages will not total 100%.

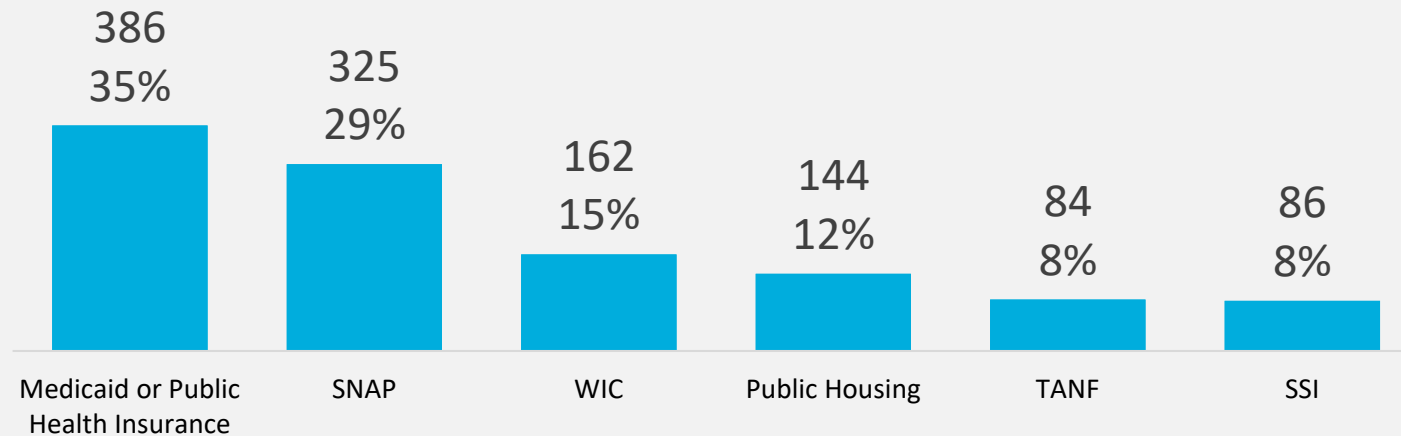
Total number of respondents: 1,752 - Number of valid responses: 1,752

SAN DIEGO COLLEGE OF
CONTINUING EDUCATION

FORWARD *Together*

Government Assistance

In the past 12 months, did you receive assistance from any of the following programs?



Source: 2023 Real College Survey

Percentages are calculated using valid responses only. Respondents may have selected more than one option; percentages will not total 100%.

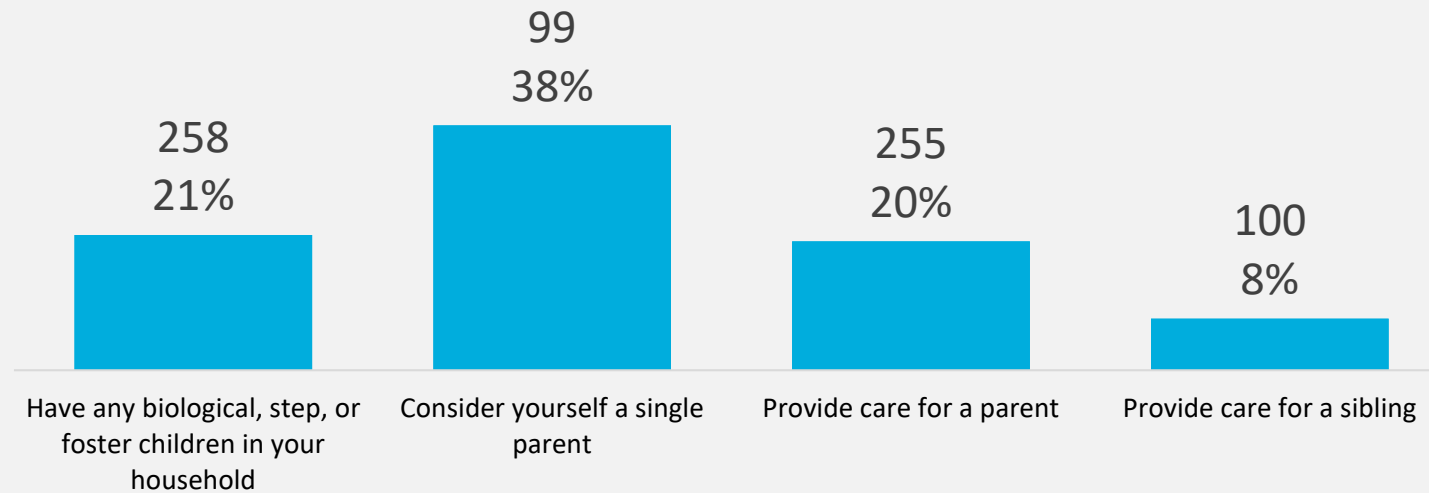
Total number of respondents: 1,752 - Number of valid responses: 1,752

SAN DIEGO COLLEGE OF
CONTINUING EDUCATION

FORWARD *Together*

Parenting and Care

Do you...



Source: 2023 Real College Survey

Percentages are calculated using valid responses only. Respondents may have selected more than one option; percentages will not total 100%.

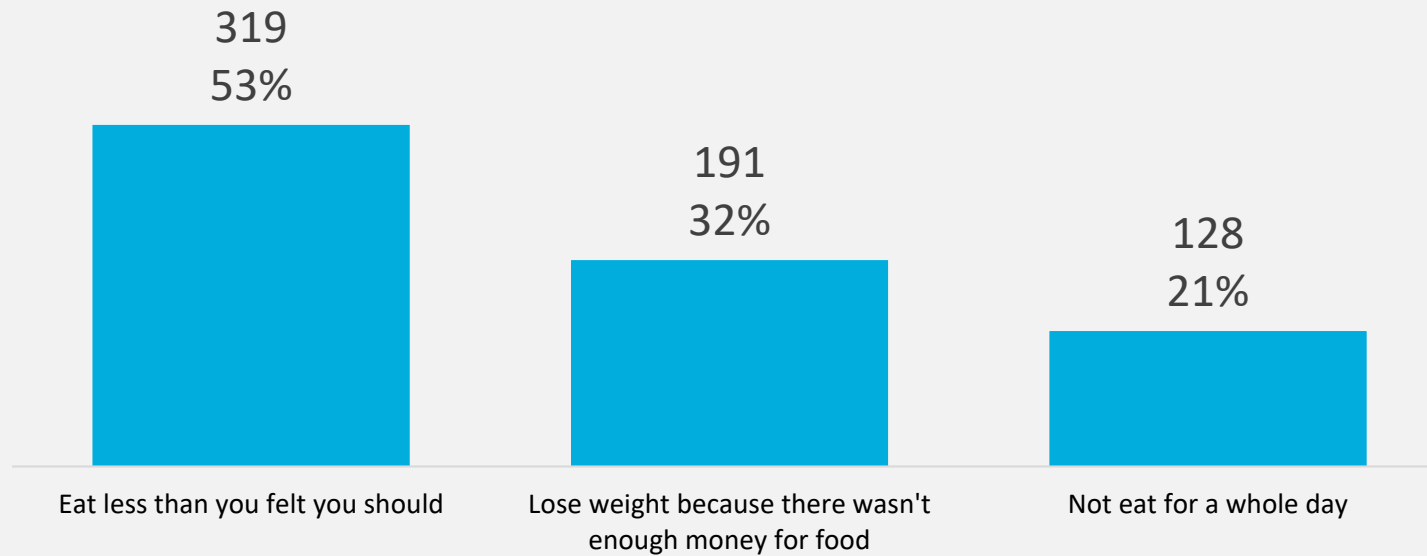
Total number of respondents: 1,752 - Number of valid responses: 1,752

SAN DIEGO COLLEGE OF
CONTINUING EDUCATION

FORWARD *Together*

Self Food Insecurity

In the last 30 days, were the following situations often true?



Source: 2023 Real College Survey

Percentages are calculated using valid responses only. Respondents may have selected more than one option; percentages will not total 100%.

Total number of respondents: 1,752 - Number of valid responses: 1,752

SAN DIEGO COLLEGE OF
CONTINUING EDUCATION

FORWARD *Together*

Takeaways

- Over a third of students experienced some form of a financial hardship in the past 12 months, with thirty-five percent of students indicating they have borrowed money to pay for bills, and thirty-three percent underpaying for their rent or mortgage.
- Thirty-four percent of students are paying for college related expenses with a non-work-study job, and twenty percent of students indicated using credit cards for these expenses.
- Of those who indicated they take care of a child (or children), thirty-eight percent considered themselves single parents.
- Over half of the students (fifty-three percent) reported eating less than they felt they should due to food insecurities, with thirty-two reporting they had lost weight due to this.

Source: 2023 SDCCE Real College Survey

Percentages are calculated using valid responses only. Percentages may not total 100% due to rounding error.

Total number of respondents: 1,752 - Number of valid responses: 1,752



SAN DIEGO COLLEGE OF
CONTINUING EDUCATION

FORWARD *Together*

Recommendations

Based on the data, PRIE offers preliminary recommendations to be solidified through discussions with SDCCE leadership:

- Explore developing community-centered internships with local businesses that provide opportunities for students to experience establishing networks and upward financial mobility.
- Continue to create additional grants and scholarships that target disproportionately impacted groups, including groups that interrelate in experiences via intersectionality (e.g., BIPOC and LGBTQIA+ students).
- Establish PD and institutional conversations centering on intersectionality as it pertains to our student population and opening said conversations to collaborate on potential solutions.

Source: 2023 SDCCE Real College Survey

Percentages are calculated using valid responses only. Percentages may not total 100% due to rounding error.

Total number of respondents: 1,752 - Number of valid responses: 1,752



SAN DIEGO COLLEGE OF
CONTINUING EDUCATION

FORWARD *Together*

Next Steps

- Post presentation and executive summary to PRIE's website
- Use these results in tandem with Basic Needs Report received from Henderson Consulting.

Source: 2023 SDCCE Real College Survey

Percentages are calculated using valid responses only. Percentages may not total 100% due to rounding error.

Total number of respondents: 1,752 - Number of valid responses: 1,752



SAN DIEGO COLLEGE OF
CONTINUING EDUCATION

FORWARD *together*